

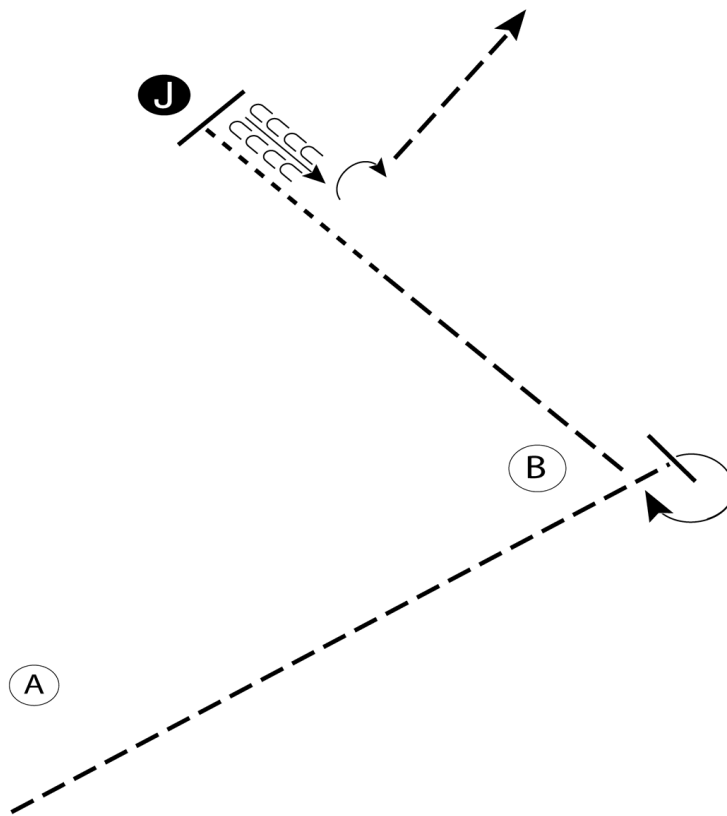
C.M.H.A. KICK OFF CLASSIC 2021

SHOWMANSHIP JACKPOT (WILL RUN AFTER CLASS #24)

Show Date: 05/15/2021

w w w . H o r s e S h o w P a t t e r n s . c o m

w w w . H o r s e S h o w P a t t e r n s . c o m



Be ready at A.

1. Trot past B and stop
 2. Perform a 270 degree turn
 3. Trot halfway to the Judge
 4. Break to the walk and walk to the Judge
 5. Stop and set up for inspection
 6. When dismissed back one horse length
 7. Perform a 90 degree turn and trot to the line-up
- Follow the instructions of your ring steward.

- Walk -----
- Trot - - - - -
- Back ← ← ← ← ←
- Marker (B)
- Judge (J)

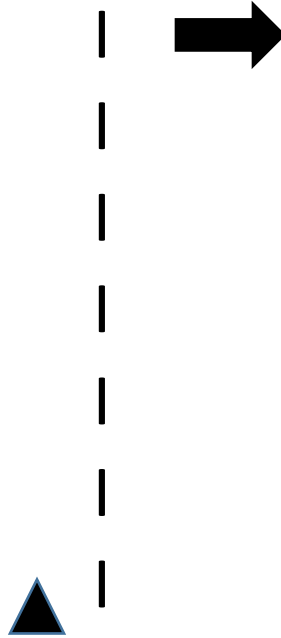
[S/1-27]

Pattern Provided by:

C.M.H.A. 2021

Pee Wee Walk & Lead Line Showmanship

JUDGE



Be ready at the cone.

Walk to the judge and stop and set your horse for inspection. When excused turn to the right and exit at a walk. DON'T FORGET TO SMILE!

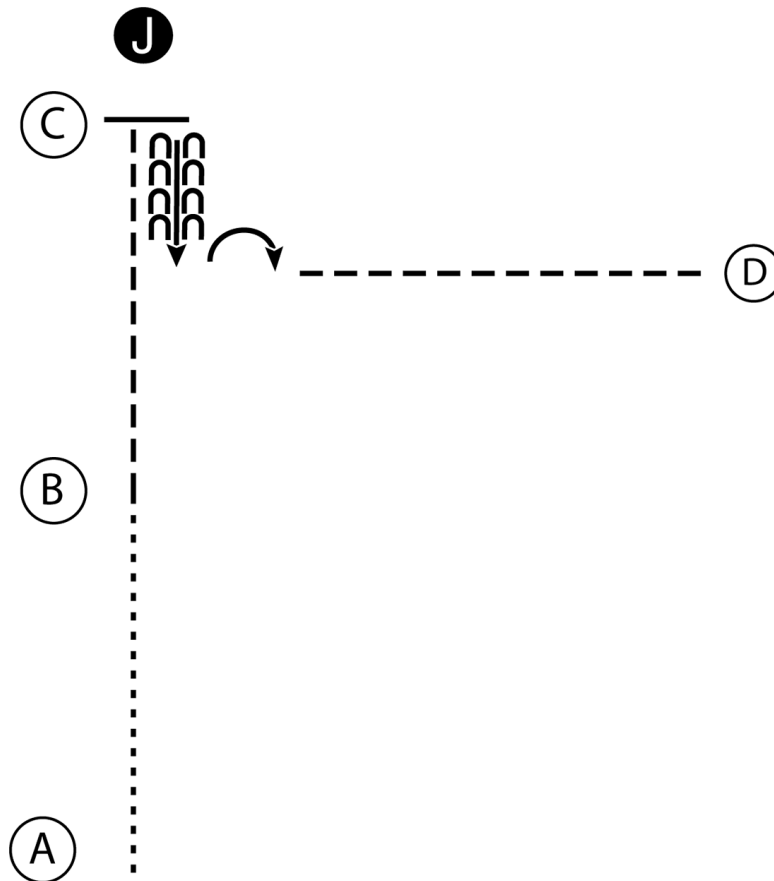
C.M.H.A. KICK OFF CLASSIC 2021

SHOWMANSHIP (CLASSES #14-18)

Show Date: 05/15/2021

w w w . H o r s e S h o w P a t t e r n s . c o m

w w w . H o r s e S h o w P a t t e r n s . c o m



1. Walk from A to B.
2. Trot from B to C.
3. Stop at C and set up for inspection.
4. When dismissed back four steps.
5. Perform a 90 degree turn and trot to D.

Walk
Trot - - - - -
Back ← [Backward Trot Symbol]
Marker (B)
Judge (J)

[S/2-7]

Pattern Provided by:

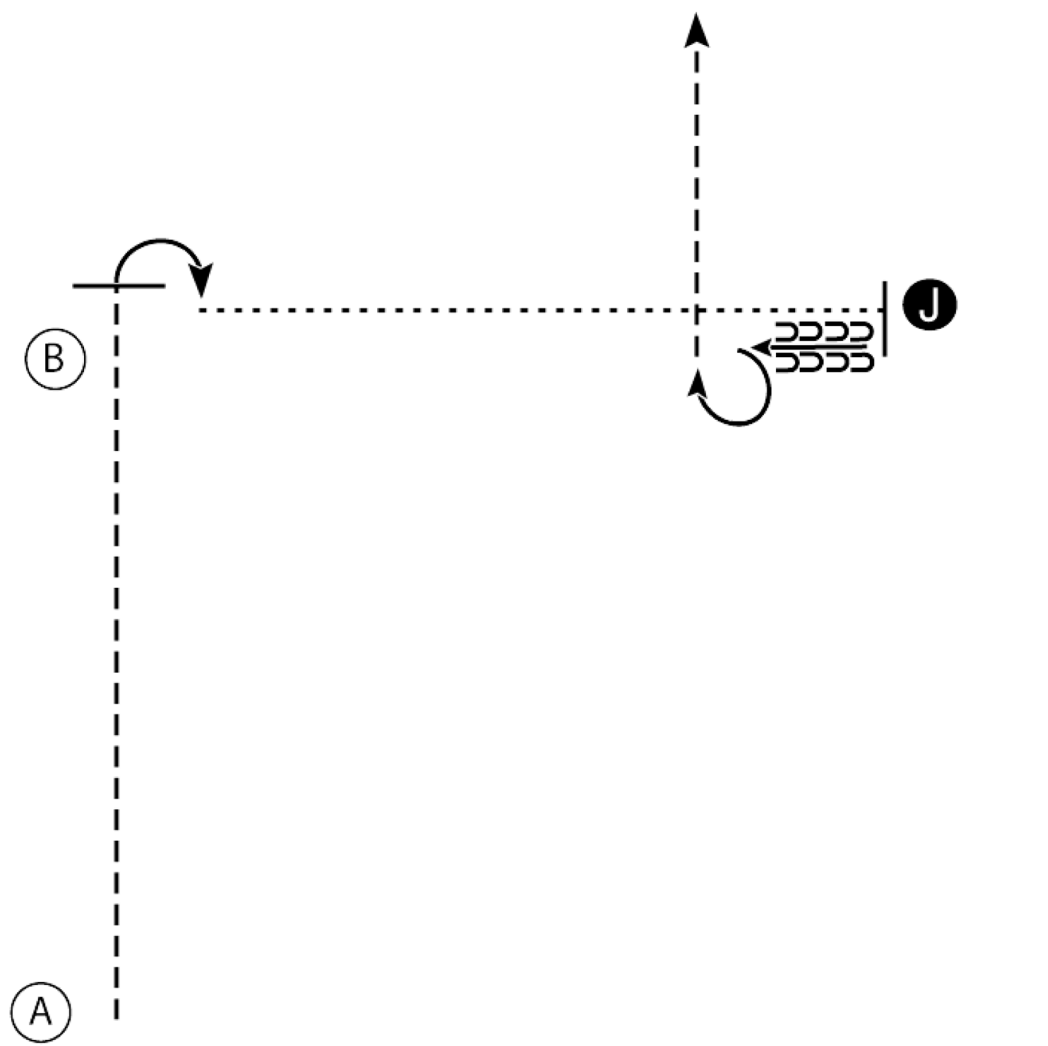
C.M.H.A. KICK OFF CLASSIC 2021

SHOWMANSHIP (CLASSES #21-24)

Show Date: 05/15/2021

w w w . H o r s e S h o w P a t t e r n s . c o m

w w w . H o r s e S h o w P a t t e r n s . c o m



1. Begin at A. Trot from A past B
2. Stop and perform a 90 degree turn
3. Walk to the Judge, stop and set up for inspection
4. When dismissed back one horse length and perform a 270 degree turn
5. Trot to the line-up

Walk
Trot - - - - -
Back ← 33333
Marker (B)
Judge (J)

Pattern Provided by:

[S/WT-3]

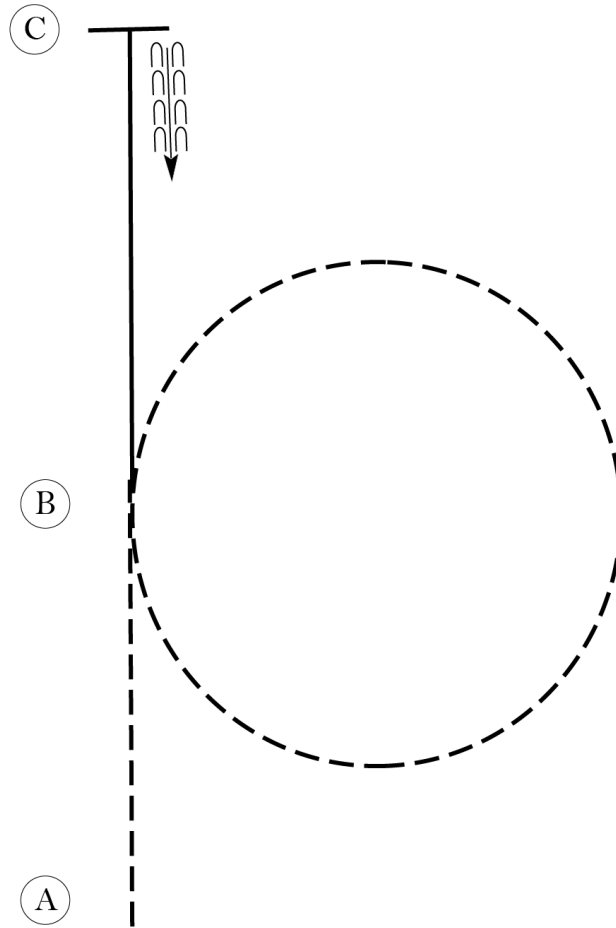
C.M.H.A. KICK OFF CLASSIC 2021

ENGLISH EQUITATION (CLASSES #43-46)

Show Date: 05/15/2021

w w w . H o r s e S h o w P a t t e r n s . c o m

w w w . H o r s e S h o w P a t t e r n s . c o m



Be ready before A.

1. Sitting trot A to B.
2. At B, posting trot circle to the right on proper diagonal.
3. At B, canter on the left lead to C.
4. Stop at C and back approximately one horse length.

Walk	-----
Trot	- - - - -
Extended Trot	— — — — —
Canter	—————
Leg Yield	
Lead Change	↙ ↘
Back	← ← ← ← ←
Marker	⊙
Sidepass	← — — — — →
Hand Gallop	—————

[HSE/1-2]

Pattern Provided by:

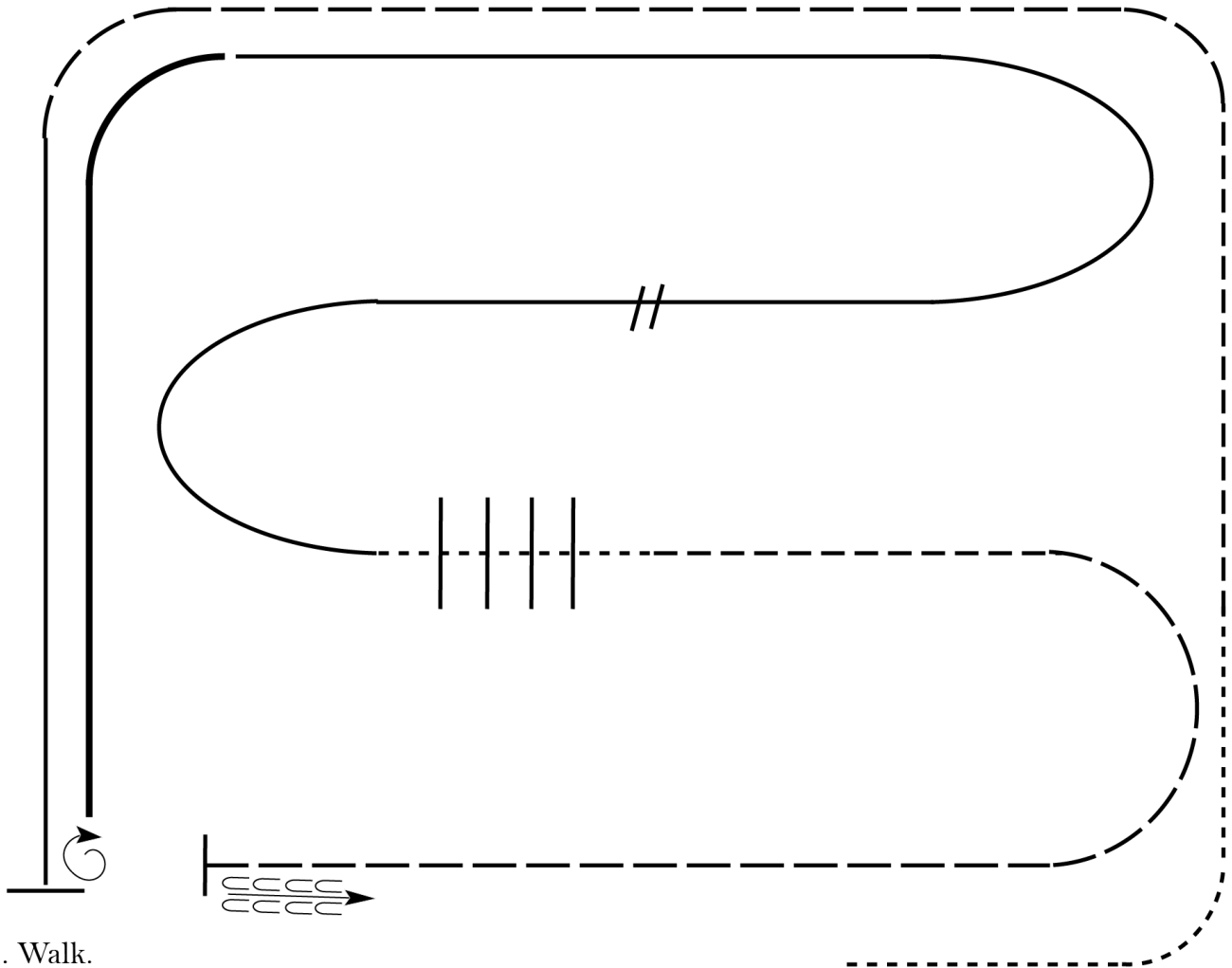
C.M.H.A. KICK OFF CLASSIC 2021

RANCH RIDING

Show Date: 05/15/2021

www.HorseShowPatterns.com

www.HorseShowPatterns.com



1. Walk.
2. Trot
3. Extended trot.
4. Left lead lope
5. Stop, 1 1/2 turn right
6. Extended lope
7. Collect to working lope-right lead
8. Change leads (simple or flying)
9. Walk
10. Walk over logs
11. Trot
12. Extended trot
13. Stop and back

Walk	-----
Jog	-----
Extended Jog	-----
Lope	-----
Lead Change	////
Back	←←←←←
Marker	(B)

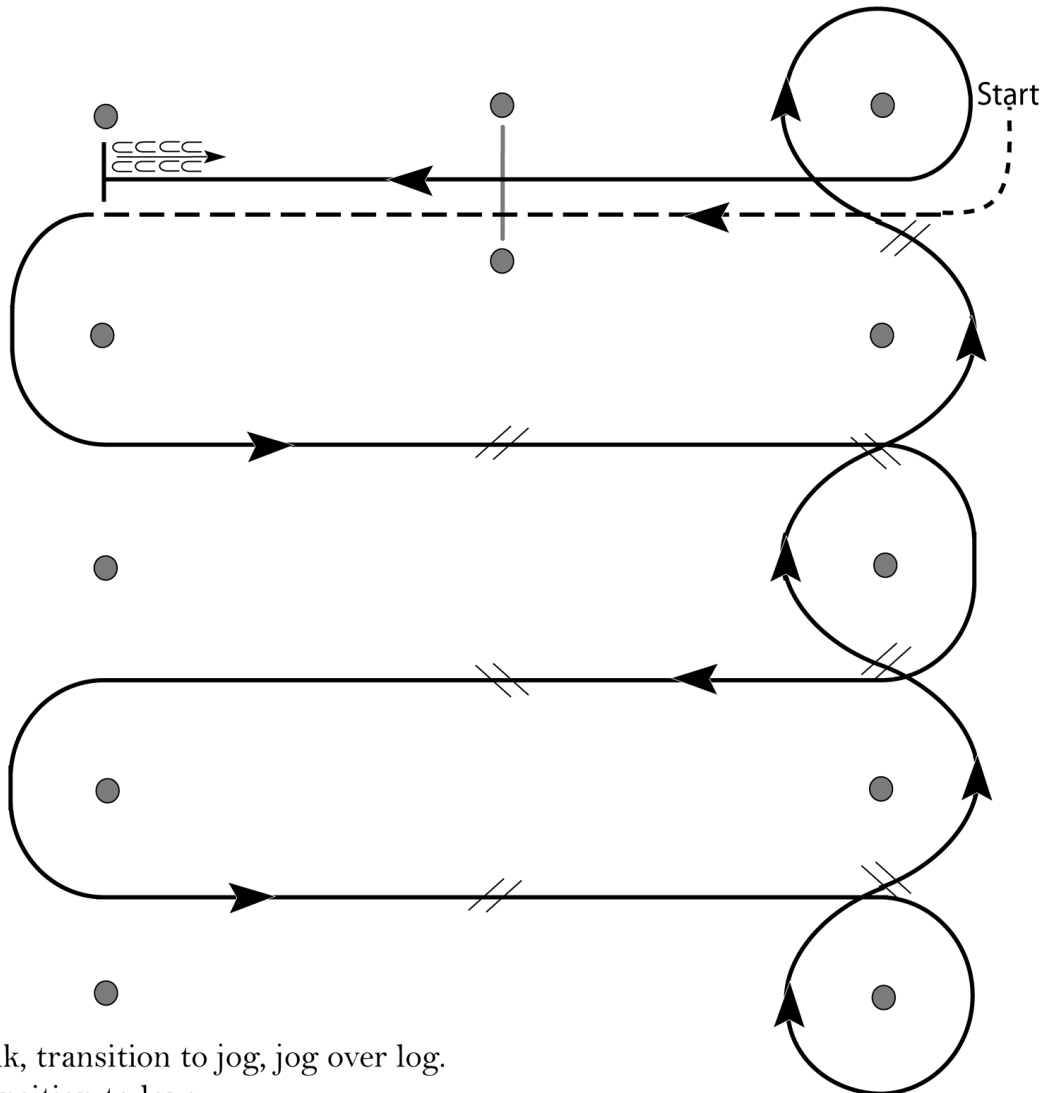
Pattern Provided by:

[RR/2]

C.M.H.A. KICK OFF CLASSIC 2021

WESTERN RIDING

Show Date: 05/15/2021



1. Walk, transition to jog, jog over log.
2. Transition to lope.
3. First crossing change.
4. Second crossing change.
5. Third crossing change.
6. Circle and first line change.
7. Second line change.
8. Third line change.
9. Fourth line change and circle.
10. Lope log.
11. Lope, stop and back.

[WR/OP-2]

Pattern Provided by:

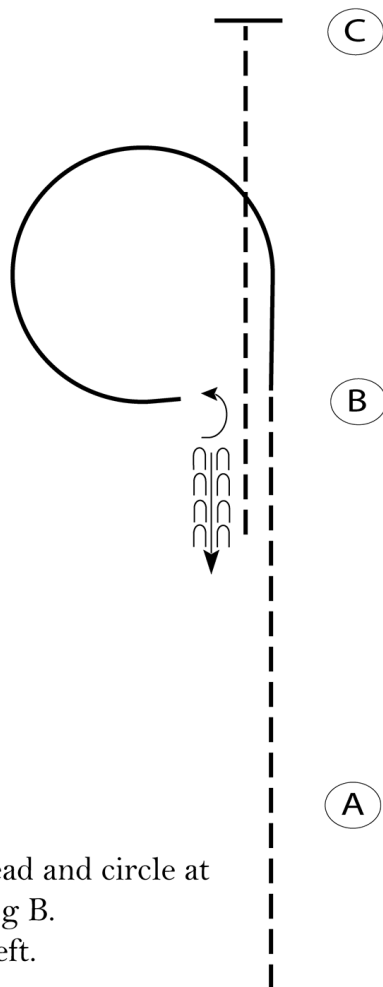
C.M.H.A. KICK OFF CLASSIC 2021

HORSEMANSHIP (CLASSES #74-77)

Show Date: 05/15/2021

w w w . H o r s e S h o w P a t t e r n s . c o m

w w w . H o r s e S h o w P a t t e r n s . c o m



Begin before A at a jog.

1. Jog from A to B.
2. At B, lope on the left lead and circle at B as shown. Stop facing B.
3. Turn 1/4 turn to the left.
4. Back one horse length.
5. Jog to C. Stop at C.

Follow the instructions of your ring steward.

Walk	-----
Jog	-----
Extended Jog	-----
Lope	—————
Leg Yield	
Lead Change	—/—
Back	←←←←← →→→→→
Marker	Ⓚ
Sidepass	←-----→

[WH/1-17]

Pattern Provided by: